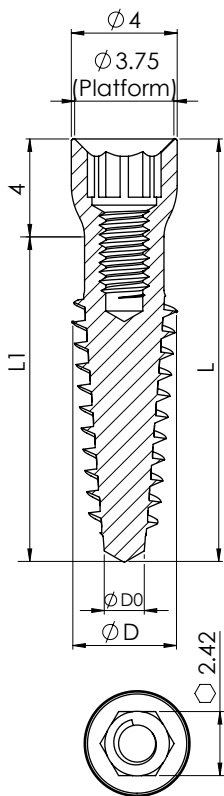


CLASSIC SERIES | CORTICAL™



TISSUE LEVEL IMPLANT

BONE TYPES	All Bone Types Recommended for Soft Bone Type
PROSTHETICS PLATFORM	Internal hex
DESIGN FEATURES	<ul style="list-style-type: none"> • Large cutting surface area • Tapered thread and tapered core body • Wide and sharp threads • Smooth machine surface basket neck
CLINICAL BENEFITS	<ul style="list-style-type: none"> • Self tapping • High primary stability • Minimal drilling • Immediate loading - excellent solution for implantation in extractions sites



ORDERING INFORMATION

Ø D (mm)	D0	L (mm)	L1 (mm)*	Ref. No
4.0	1.8	10	6	NM-M4010
	1.8	11.5	7.5	NM-M4011
	1.8	13	9	NM-M4013
	1.8	16	12	NM-M4016
	1.8	18	14	NM-M4018
	1.8	20	16	NM-M4020
5.0	1.8	8	4	NM-M5008
	1.8	10	6	NM-M5010
	1.8	11.5	7.5	NM-M5011
	1.8	13	9	NM-M5013
	1.8	16	12	NM-M5016
6.0	2.0	8	4	NM-M6008
	2.0	10	6	NM-M6010
	2.0	11.5	7.5	NM-M6011
	2.0	13	9	NM-M6013
	2.0	16	12	NM-M6016

Cover Screw Included with all implants

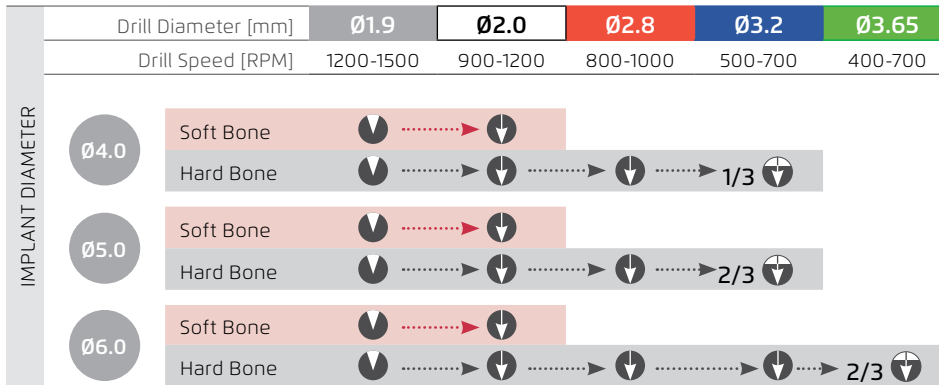


NM-S5023

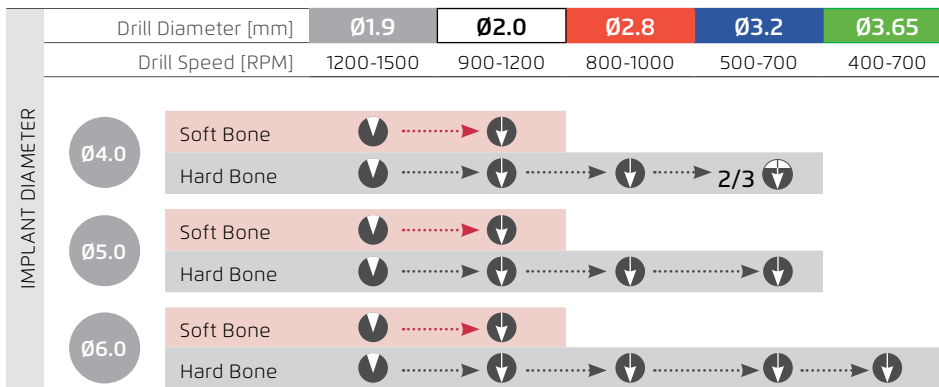
* L1 - RBM Surface Treated length to place within the osteotomy.


CLASSIC SERIES | CORTICAL™

RECOMMENDED STRAIGHT DRILL PROTOCOL



RECOMMENDED STEP DRILL PROTOCOL



	Drill to mark osteotomy site		Drill osteotomy to implant		Drill osteotomy partially according to implant
---	------------------------------	---	----------------------------	---	--

The recommended drill protocol procedure should not replace the dentist's/surgeon's judgment. The implants may be loaded for immediate function when good primary stability (above 35 Ncm) has been achieved and with appropriate occlusal loading.